



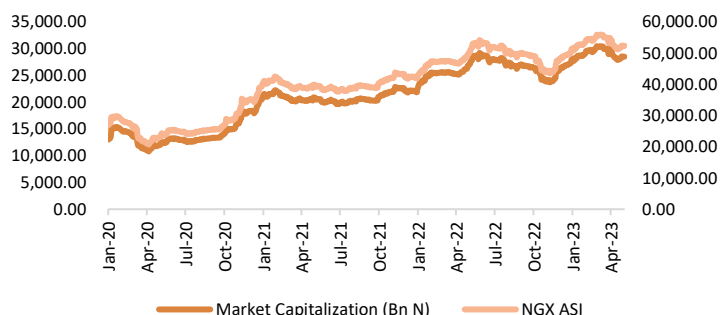
# Cowry Daily Market Insight 20 June 2023

MPR: 18.50%  
May'23 Inflation Rate: 22.41%  
Q1 2023 Real GDP: 2.31%

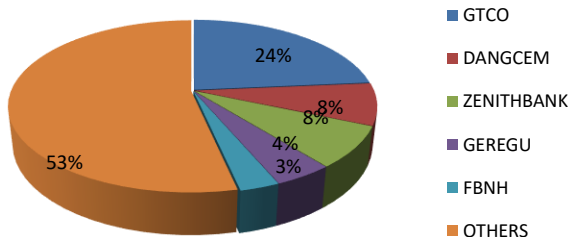
Equities Market Index Advances by 0.36% amid Sustained Bullish Activity; NIBOR Falls for Most Tenor Bucket amid Financial Liquidity Ease...

The local bourse All-Share Index advanced by 0.36% to close at 59,323.95 amid sustained bargain-hunting activity, even as the number of gainers (44) recorded outweighed that of losers (25) at the close of the trading session. Consequently, the year-to-date gain of the NGX ASI rose to 15.75%. Specifically, mid- and large-cap stocks such as CONOIL, MRS, BUACEMENT, STANBIC, PRESCO, ACCESSCORP, FBNH, NB, and DANGCEM were the toast of investors today as their respective share prices rose by 9.49%, 7.64%, 4.65%, 1.98%, 0.45%, 0.34%, 0.31%, 0.10%, and 0.20%. Also, sectorial performance was positive, as three out of the five indices tracked closed in the green zone; the NGX Insurance, NGX Oil/Gas, and NGX Industrial Goods indices rose by 1.93%, 1.84%, and 1.84%, respectively. On the flip side, the NGX Banking and NGX Consumer Goods indexes fell by 0.60% and 0.11%, respectively. Meanwhile, market liquidity remained subdued, resulting in a decrease in overall market activity, with total deals, and value decreasing by 5.63%, and 31.84%, respectively, to 7,806 trades, and 643.03 million units. In terms of volume, UNIVINSURE emerged as the most actively traded stock, with 141.37 million shares worth N35.09 billion changing hands in 220 deals.

NGX ASI & Market Capitalisation



Today's biggest transactions by %age of total naira votes



TENOR	NIBOR as @ 20/06/2023	NIBOR as @ 19/06/2023	PPT
Overnight	11.9600	11.9500	0.01
1 Month	12.4300	12.5500	(0.12)
3 Months	13.1800	13.5000	(0.32)
6 Months	13.6500	14.1300	(0.48)

Source: FMDQ

TENOR	NITTY as @ 20/06/2023	NITTY as @ 19/06/2023	PPT
1Month	3.7400	3.4700	0.27
3 Months	4.7900	4.7000	0.09
6 Months	6.1100	6.1900	(0.08)
12 Months	8.6600	8.5500	0.11

Source: FMDQ

Bond Name	Maturity (Years)	Bid Price	Daily Δ	Offer yield	Yield YTD PPT Δ
16.29% FGN MAR 2027	10	111.65	0.00	12.29%	-0.016
12.50% FGN MAR 2035	15	88.05	0.05	14.65%	0.012
16.25% FGN APR 2037	20	105.04	0.00	15.35%	0.007
12.98% FGN MAR 2050	30	83.45	0.00	15.60%	0.016

Source: FMDQ

Eurobond Name	Maturity (Years)	Bid Price	Daily Δ	Offer Yield	Yield YTD PPT Δ
6.375% JUL 12, 2023	10	99.39	(0.02)	17.56%	0.085
7.69% FEB 23, 2038	20	74.36	(0.35)	11.32%	-0.012
7.62% NOV 28, 2047	30	70.53	(0.42)	11.16%	-0.011

Source: FMDQ

MARKET STATISTICS	CLOSE	PREVIOUS	TODAY'S %	YTD %
All Share Index (ASI)	59,323.95	59,110.02	0.36	15.752
Deals	7,806	8,272	(5.63)	
Volume (millions)	643.03	588.85	9.20	
Value (₦ Millions)	6,107.98	8,960.86	(31.84)	
Market Cap (₦ billions)	32,302.18	32,185.69	0.36	15.716

SECTORED INDICES	CLOSE	PREVIOUS	TODAY'S % Δ
NGX BANKING	605.91	609.54	(0.60)
NGX INSURANCE	276.72	271.49	1.93
NGX CONSUMER GOODS	883.78	884.78	(0.11)
NGX OIL/GAS	744.22	730.76	1.84
NGX INDUSTRIAL	2,476.87	2,432.06	1.84

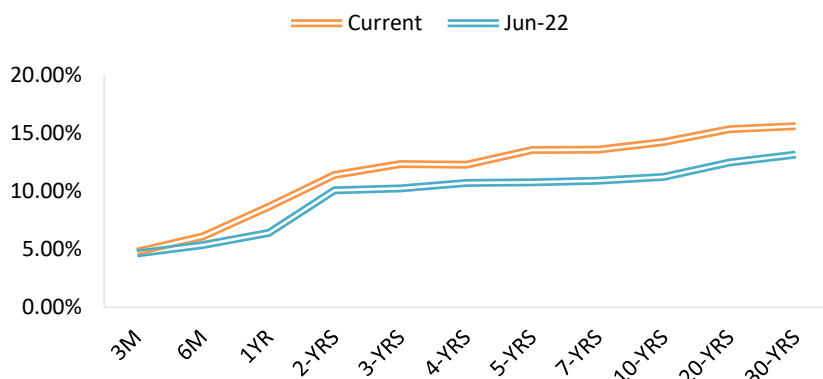
Source: NGX, Cowry Research

## IMPORTANT DISCLOSURES

This report is produced by the Research Desk, Cowry Asset Management Limited (COWRY) as a guideline for Clients that intend to invest in securities on the basis of their own investment decision without relying completely on the information contained herein. The opinion contained herein is for information purposes only and does not constitute any offer or solicitation to enter into any trading transaction. While care has been taken in preparing this document, no responsibility or liability whatsoever is accepted by any member of COWRY for errors, omission of facts, and any direct or consequential loss arising from the use of this report or its contents.



## NAIRA YIELD CURVE



## Money Market

In the interbank market, the Nigeria Inter-Bank Offered Rate (NIBOR) decreased across most tenor buckets due to improved liquidity conditions in the financial system. Similarly, Short-term benchmark rates, such as the open repo rate (OPR) and the overnight lending rate (OVN), moderated to 11.50% and 11.90%, respectively, compared to their previous levels of 11.60% and 12.20%. Additionally, the three-month NIBOR rate decreased by 32 basis points to 13.18%.

Meanwhile, NITTY traded higher for the bulk of tenor buckets tracked, while the average secondary market yield on T-bills closed unchanged at 6.60%.

## Bond Market

In the bond space, the value of plain vanilla FGN bonds remained relatively stable across most maturities. Notably, the average yield in the secondary market contracted to 13.49% due to increased buy interest, particularly on mid-term bonds. Specifically, benchmark 10-year, 20-year, and 30-year bond yields held steady at 14.23%, 15.35%, and 15.60%, respectively.

Elsewhere, the value of the FGN Eurobond closed lower for all of the maturities tracked due to sustained bearish sentiment. Consequently, the average secondary market yield expanded further to 11.33%.

## Foreign Exchange Market

In the FX space, the Naira depreciated against the US dollar, trading at N763.17 (from N756.61) at the Investors and Exporters (I&E) windows. Also, the parallel market experienced a depreciation of 0.71% to N765 (from N759). The 1-month, 3-month, and 1-year Dollar/Naira forward rates closed lower at N698.21, N743.69, and 790.77, respectively, indicating gains of N37.77, N14.74, and N51.15.

## Global Commodity Market

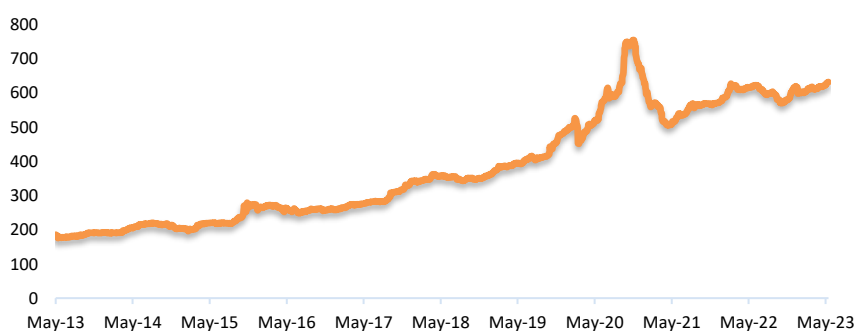
At 3:30 p.m. GMT+1, Brent crude rose 0.93% to \$76.60 per barrel, while WTI crude gained 1.54% to \$72.28 per barrel.

Oil futures were rangebound but slightly higher on Wednesday as investors remained cautious ahead of the Congressional testimony by Jerome Powell, the Chair of the US Federal Reserve. This was despite China's CNPC cutting its demand outlook for 2023 from 5.6% (as projected in March) to 3.5%, the possibility of increased Iranian Oil exports, and sticky UK inflation data at 8.7%.

Elsewhere, gold was trading near \$1,930 per ounce (-0.32%), as traders reacted to hawkish pre-testimony remarks made by, Jerome Powell.

Source: FMDQ, Trading Economics, OilPrice.com, S&P Dow Jones, Cowry Research

S&P/FMDQ Nigeria Sovereign Bond Index (NGN)



USD/NGN Exchange Rate	21/06/2023	Previous	Daily %
I&E FX	₦763.17	₦756.61	0.87%
Parallel	₦765	₦759	0.71%

Major Currencies & Commodities	21/06/2023	Daily %	Yearly %
EURUSD	1.0935	0.17%	3.49%
GBPUSD	1.273	-0.26%	3.74%
USDZAR	18.341	-0.14%	15.34%
USDEGP	30.9098	0.19%	64.80%
Crude Oil, \$/bbl	72.283	1.54%	-30.44%
Brent, \$/bbl	76.604	0.93%	-27.79%
Natural Gas, \$/MMBtu	2.528	1.43%	-62.99%
Coal, \$/T	126.55	-1.40%	-67.55%
Gold, \$/t.oz	1929.78	-0.32%	4.97%
Wheat, \$/Bu	724.24	4.09%	-26.85%
Palm Oil, MYR/T	3614	-3.03%	-19.67%
Cocoa, \$/T	3152	0.32%	31.39%

### IMPORTANT DISCLOSURES

This report is produced by the Research Desk, Cowry Asset Management Limited (COWRY) as a guideline for Clients that intend to invest in securities on the basis of their own investment decision without relying completely on the information contained herein. The opinion contained herein is for information purposes only and does not constitute any offer or solicitation to enter into any trading transaction. While care has been taken in preparing this document, no responsibility or liability whatsoever is accepted by any member of COWRY for errors, omission of facts, and any direct or consequential loss arising from the use of this report or its contents.



# Cowry Daily Market Insight 20 June 2023

Corporate Bond Issuer	Description	Issue Date	Maturity Date	Coupon (%)	Yield (%)	Daily Δ
STERLING INV. MGT. PLC	16.50 STERLING INV. 3-AUG-2023	03-Aug-16	03-Aug-23	16.50	8.50	2.78
MIXTA REAL ESTATE PLC	16.50 MIXTA IIA 12-OCT-2023	12-Oct-18	12-Oct-23	16.50	6.24	0.00
MIXTA REAL ESTATE PLC	17.75 MIXTA IIB 12-OCT-2023	12-Oct-18	12-Oct-23	17.75	11.95	0.00
FLOUR MILLS OF NIGERIA PLC	16.00 FLOURMILLS II 30-OCT-2023	01-Nov-18	30-Oct-23	16.00	6.62	0.00
STANBIC IBTC	15.75 STANBIC I 5-DEC-2023	17-Dec-18	05-Dec-23	15.75	6.79	0.00
FCMB LIMITED	17.25 FCMB III 8-DEC-2023	09-Dec-16	08-Dec-23	17.25	7.18	0.00
DANGOTE CEMENT PLC	11.25 DANGCEM IA 30-MAY-2024	26-May-21	30-May-24	11.25	8.71	0.00
FLOUR MILLS OF NIGERIA PLC	11.10 FLOURMILLS IIIB 27-FEB-2025	27-Feb-20	27-Feb-25	11.10	14.88	0.03
LAPO MFB SPV PLC	13.00 LAPO MFB II 30-MAR-2025	30-Mar-20	30-Mar-25	13.00	12.27	0.04
DANGOTE CEMENT PLC	12.50 DANGCEM I 30-APR-2025	24-Apr-20	30-Apr-25	12.50	14.11	0.04
UNITED CAPITAL PLC	12.50 UNICAP I 28-MAY-2025	28-May-20	28-May-25	12.50	11.68	-0.01
CERPAC RECEIVABLES FUNDING SPV PLC	15.50 CERPAC-SPV II 15-JUL-2025	11-Jul-18	15-Jul-25	15.50	6.87	0.06
PARTHIAN PARTNERS FUNDING SPV PLC	13.50 PAPF SPV I 27-Jul-2025	27-Jul-22	27-Jul-25	13.50	13.91	0.13
UNION BANK OF NIGERIA PLC	15.75 UNION II 3-SEP-2025	07-Sep-18	03-Sep-25	15.75	13.33	0.18
STERLING INV. MGT. PLC	16.25 STERLING INV. II 6-OCT-2025	05-Oct-18	06-Oct-25	16.25	15.74	0.22
WEMA FUNDING SPV PLC	16.50 WEMA FUNDING SPV II 12-OCT-2025	12-Oct-18	12-Oct-25	16.50	15.81	0.22
CORONATION MB FUNDING SPV PLC	6.25 CORO MB SPV I 30-NOV-2025	30-Nov-20	30-Nov-25	6.25	14.58	0.28
FLOUR MILLS OF NIGERIA PLC	5.50 FLOURMILLS IV A 15-DEC-2025	14-Dec-20	15-Dec-25	5.50	13.23	0.30
CARDINALSTONE FINANCING SPV PLC	7.00 CARDINAL SPV I 30-DEC-2025	30-Dec-20	30-Dec-25	7.00	10.44	-0.01
FSDH FUNDING SPV PLC	8.50 FSDH SPV PLC IA 16-FEB-2026	16-Feb-21	16-Feb-26	8.50	13.27	0.28
FSDH FUNDING SPV PLC	8.00 FSDH SPV PLC IB 16-FEB-2026	16-Feb-21	16-Feb-26	8.00	13.27	0.28
MECURE INDUSTRIES FUNDING SPV PLC	13.00 MECURE SPV PLC I 31-MAR-2026	31-Mar-21	31-Mar-26	13.00	13.52	0.03
DANGOTE CEMENT PLC	12.50 DANGCEM IB 30-MAY-2026	26-May-21	30-May-26	12.50	13.32	0.23
ACCESS BANK PLC	15.50 ACCESS BANK 23-JUL-2026	23-Jul-19	23-Jul-26	15.50	15.00	0.24
MTN NIGERIA COMMUNICATIONS PLC	13.50 MTNN IA 30-SEP-2026	30-Sep-22	30-Sep-26	13.50	13.31	0.13
SUNDRY FOODS FUNDING SPV PLC	13.50 SUNDRY SPV PLC I 15-DEC-2026	15-Dec-21	15-Dec-26	13.50	13.09	0.14
EAT & GO FINANCE SPV PLC	14.25 EAT & GO FINANCE SPV 17-DEC-2026	17-Dec-19	17-Dec-26	14.25	14.39	0.76
DANGOTE CEMENT PLC	11.85 DANGCEM IIA 30-APR-2027	27-Apr-22	30-Apr-27	11.85	13.58	0.03
AXXELA FUNDING 1 PLC	14.30 AXXELA I 20-MAY-2027	20-May-20	20-May-27	14.30	14.83	0.24
ACCELEREX SPV PLC	14.00 ACSP I 15-JUN-2027	15-Jun-22	15-Jun-27	14.00	15.58	0.15

[www.cowryasset.com](http://www.cowryasset.com)

## IMPORTANT DISCLOSURES

This report is produced by the Research Desk, Cowry Asset Management Limited (COWRY) as a guideline for Clients that intend to invest in securities on the basis of their own investment decision without relying completely on the information contained herein. The opinion contained herein is for information purposes only and does not constitute any offer or solicitation to enter into any trading transaction. While care has been taken in preparing this document, no responsibility or liability whatsoever is accepted by any member of COWRY for errors, omission of facts, and any direct or consequential loss arising from the use of this report or its contents.



# Cowry Daily Market Insight 20 June 2023

Corporate Bond Issuer	Description	Issue Date	Maturity Date	Coupon (%)	Yield (%)	Daily Δ
NOVAMBL INVESTMENTS SPV PLC	12.00 NOVAMBL SPV I 23-JUL-2027	23-Jul-20	23-Jul-27	12.00	16.76	0.02
UNICAP	15.00 UNICAP II 14-SEP-2027	14-Sep-22	14-Sep-27	15.00	14.95	0.03
*NMRC	7.20 NMRC III 2-NOV-2027	02-Nov-20	02-Nov-27	7.20	15.58	0.25
VIATHAN FUNDING PLC	16.00 VIATHAN (GTD) 14-DEC-2027	15-Dec-17	14-Dec-27	16.00	13.28	0.27
FLOUR MILLS OF NIGERIA PLC	6.25 FLOURMILLS IV B 14-DEC-2027	14-Dec-20	14-Dec-27	6.25	14.95	0.05
BUA CEMENT PLC	7.50 BUACEM I 30-DEC-2027	30-Dec-20	30-Dec-27	7.50	13.29	0.26
MTN NIGERIA COMMUNICATIONS PLC	13.00 MTN COM PLC I 5-MAY-2028	05-May-21	05-May-28	13.00	14.34	0.05
NIGER DELTA EXPLORATION & PRODUCTION	17.00 NDEP I 13-JAN-2028	13-Jan-23	13-Jan-28	17.00	14.18	0.05
DANGOTE CEMENT PLC	13.50 DANGCEM IC 30-MAY-2028	26-May-21	30-May-28	13.50	14.53	-0.03
C&I LEASING PLC	15.50 C&I LEASING II 3-JUN-2028	03-Jun-21	03-Jun-28	15.50	14.96	0.22
CERPAC RECEIVABLES FUNDING SPV PLC	14.50 CERPAC-SPV III 15-JUL-2028	10-Sep-21	15-Jul-28	14.50	15.59	0.05
ARDOVA PLC	13.30 ARDOVA PLC IA 12-NOV-2028	12-Nov-21	12-Nov-28	13.30	13.82	0.24
EAT & GO FINANCE SPV PLC	13.25 EAT & GO FINANCE SPV 8-MAR-2029	08-Mar-22	08-Mar-29	13.25	15.59	0.04
PRESKO PLC	12.85 PRESKO PLC 5-APR-2029	05-Apr-22	05-Apr-29	12.85	14.63	0.01
DANGOTE CEMENT PLC	12.35 DANGCEM IIB 30-APR-2029	27-Apr-22	30-Apr-29	12.35	14.73	-0.27
UNION BANK OF NIGERIA PLC	16.20 UNION III 27-JUN-2029	27-Jun-19	27-Jun-29	16.20	16.99	-0.30
DANGOTE INDUSTRIES FUNDING PLC	12.75 DANGIFP IA 19-JUL-2029	19-Jul-22	19-Jul-29	12.75	15.51	-0.29
GEREGU POWER PLC	14.50 GERP I 28-JUL-2029	28-Jul-22	28-Jul-29	14.50	15.46	0.03
*NMRC	14.90 NMRC I 29-JUL-2030	29-Jul-15	29-Jul-30	14.90	14.02	0.04
TSL SPV PLC	10.00 TSL SPV I (GTD) 6-OCT-2030	06-Oct-20	06-Oct-30	10.00	15.11	0.05
FBNQ MB FUNDING SPV PLC	6.25 FBNQ MB SPV II 16-DEC-2030	16-Dec-20	16-Dec-30	6.25	15.19	-0.14
FIDELITY BANK PLC	8.50 FIDELITY I 7-JAN-2031	07-Jan-21	07-Jan-31	8.50	15.21	-0.14
PRIMERO BRT SECURITISATION SPV PLC	17.00 PRIMERO BRT-SPV 27-OCT-2031	24-May-19	27-Oct-31	17.00	17.27	-0.05
MTN NIGERIA COMMUNICATIONS PLC	12.75 MTN COM PLC II 4-NOV-2031	04-Nov-21	04-Nov-31	12.75	15.18	-0.15
ARDOVA PLC	13.65 ARDOVA PLC IB 12-NOV-2031	12-Nov-21	12-Nov-31	13.65	14.90	0.05
GPC-SPV COMPANY PLC	13.00 GPC SPV PLC (GTD) 23-NOV-2031	23-Nov-21	23-Nov-31	13.00	14.56	-0.14
PAT DIGITAL INFRA FUND SPV PLC	13.25 PAT SPV PLC (GTD) 2-FEB-2032	02-Feb-22	02-Feb-32	13.25	14.84	-0.21
DANGOTE CEMENT PLC	13.00 DANGCEM IIC 30-APR-2032	27-Apr-22	30-Apr-32	13.00	16.18	-0.01
DANGOTE CEMENT PLC	13.00 DANGCEM IIC 30-APR-2032	19-Jul-22	19-Jul-32	13.50	16.41	0.00
MTN NIGERIA COMMUNICATIONS PLC	14.50 MTNN IB 30-SEP-2032	30-Sep-22	30-Sep-32	14.50	15.69	0.00
DANGOTE INDUSTRIES FUNDING PLC	13.50 DANGIFP IB 19-JUL-2032	19-Jul-22	19-Jul-32	16.75	16.68	0.00
*NMRC	13.80 NMRC II 15-MAR-2033	21-May-18	15-Mar-33	13.80	14.69	-0.28
GEL UTILITY FUNDING SPV PLC	15.15 GEL UTILITY-SPV (GTD) 28-AUG-2034	28-Aug-19	28-Aug-34	15.15	15.70	-0.16
LFZC FUNDING SPV PLC	13.25 LFZC II 16-MAR-2042	10-May-22	16-Mar-42	13.25	16.26	0.00
FCMB GROUP PLC	16.00 FCMB I (PERP)	16-Feb-23	-	16.00	15.53	-0.02

[www.cowryasset.com](http://www.cowryasset.com)

#### IMPORTANT DISCLOSURES

This report is produced by the Research Desk, Cowry Asset Management Limited (COWRY) as a guideline for Clients that intend to invest in securities on the basis of their own investment decision without relying completely on the information contained herein. The opinion contained herein is for information purposes only and does not constitute any offer or solicitation to enter into any trading transaction. While care has been taken in preparing this document, no responsibility or liability whatsoever is accepted by any member of COWRY for errors, omission of facts, and any direct or consequential loss arising from the use of this report or its contents.



# Cowry Daily Market Insight 20 June 2023

[www.cowryasset.com](http://www.cowryasset.com)

**IMPORTANT DISCLOSURES**

This report is produced by the Research Desk, Cowry Asset Management Limited (COWRY) as a guideline for Clients that intend to invest in securities on the basis of their own investment decision without relying completely on the information contained herein. The opinion contained herein is for information purposes only and does not constitute any offer or solicitation to enter into any trading transaction. While care has been taken in preparing this document, no responsibility or liability whatsoever is accepted by any member of COWRY for errors, omission of facts, and any direct or consequential loss arising from the use of this report or its contents.